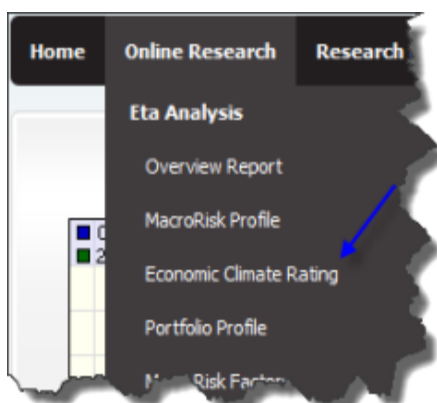
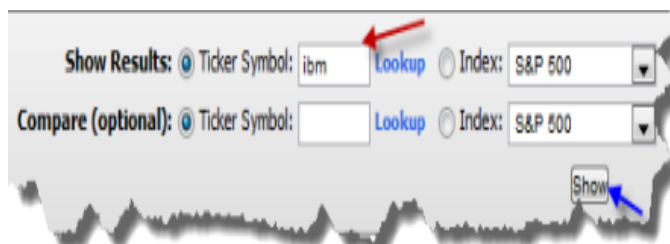


How Do I Get an Economic Climate Rating for My Stock or Fund?

EconomicInvestor's Climate Ratings, based on our exclusive patented processes, tell you whether the current economy is likely to help or hinder your stock or fund's performance. *(Requires subscription account.)*



To begin, click on the “Economic Climate Rating” option halfway down the “Online Research” menu.



This will take you to a screen where you can enter the ticker symbol (the one- to five-letter combination that identifies a company or fund, like IBM for International Business Machines) of the stock or fund, or index you're interested in. (If you don't know the ticker symbol of the stock or fund you are looking for, click on “Symbol Lookup” and type in the company name to find the ticker.) Finally, click “Get Report.”

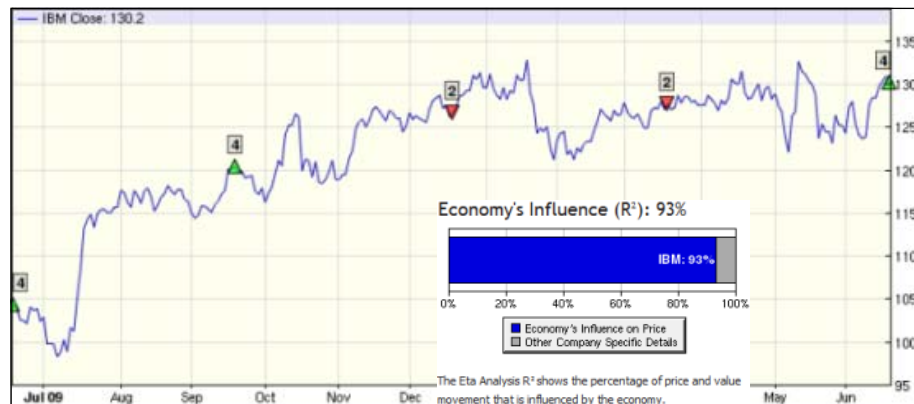


On the Economic Climate Rating screen, the top graphic displayed is EconomicInvestor's Economic Climate Rating for that stock or fund.

Note: if you ran this report right now, the number of stars and values of displayed statistics might be different. This is because changes in the economy affect your stocks. Fortunately, EconomicInvestor updates its data weekly to keep you well informed.

Economic Climate Ratings range from 1 to 5, with 5 being the best and 1 being the worst. Having a good Climate Rating does not guarantee that your stock or fund will increase in value, just as having a bad Climate Rating does not guarantee that its value will plummet. Instead, the Climate Rating measures the “extra help” or “extra hindrance” that the economy is giving the stock or fund. A fantastic company may succeed even when it’s a bad time for that company in the economy—but it might not do as well as it would given better economic conditions. Similarly, even a mediocre company could reap windfall profits if the economy is pushing it forward. (For example, this happened during the dot-com boom.) You can use EconomicInvestor’s Climate Ratings to choose between investments that you already believe to be worthwhile—because we know, as you do, that *The Economy Matters*.

As well as showing you the investment’s Climate Rating, this page also tells you the economy’s influence on that stock/fund (how much of your stock or fund’s movement is generally caused by the economy, not by company-specific factors). In addition, it displays a graph of the stock or fund’s performance over the past year, with its historic Climate Ratings superimposed.



You can also compare two investments’ Climate Ratings, or compare your stock/fund with an index. To do this, follow the previous steps, then either input a ticker symbol for the other stock/fund, or click the “index” option and select an index to view. Finally, click “Get Report.”

Macro Risk Profile

Show Results For: INTERNATIONAL BUSINESS MACHS

Compare (optional): Ticker Symbol: Index:

This will show you the EconomicInvestor Climate Rating, the Economy's Influence, and the Historical Climate Ratings for both of the stocks, funds, or indices that you chose.

At the bottom of the page, you may also choose to view your investment's [MacroRisk Profile](#) (how risky the economy suggests that your stock or fund is), or do additional analysis such as running a [Beta+ report](#) on your stocks/funds or viewing a [report](#) of your investment's recent performance.

Economic Climate Rating

Show Results: Ticker Symbol: Index: Portfolio:

Compare (optional): Ticker Symbol: Index: Portfolio:

INTERNATIONAL BUSINESS MACHS

Symbol: IBM | Market: NYSE | SIC Code: 3571

MICROSOFT CORP

Symbol: MSFT | Market: NASDAQ | SIC Code: 7372

[Other Research Available](#) ↓

Economic Climate Rating

IBM

MSFT

Economic Climate Rating is a measure of appreciation potential over the next 6 to 12 months. It is a 5 star scale: 1 being the worst, 5 being the best.

Economy's Influence (R²)

The Eta Analysis R² shows the percentage of price and value movement that is influenced by the economy.

Historical Economic Climate Ratings

Performance Comparison Chart with Economic Climate Ratings (\$1 initial investment)

IBM	Economic Climate Rating	Following 3 Mo. Return	Following 6 Mo. Return	MSFT	Economic Climate Rating	Following 3 Mo. Return	Following 6 Mo. Return
Current	4	--	--	Current	3	--	--
3 months ago	2	1.90%	--	3 months ago	3	-30.30%	--
6 months ago	2	0.82%	2.73%	6 months ago	4	-2.01%	-12.11%
9 months ago	4	5.22%	6.08%	9 months ago	4	20.72%	38.29%
12 months ago	4	15.38%	21.40%	12 months ago	3	8.09%	30.49%

Other Research for INTERNATIONAL BUSINESS MACHS

Eta Analysis Overview for INTERNATIONAL BUSINESS MACHS

Show Results For INTERNATIONAL BUSINESS MACHS

Macro Risk Profile

Show Results For INTERNATIONAL BUSINESS MACHS

Compare (optional): Ticker Symbol: Index: Portfolio:

[Economic Climate Rating](#) ↑

Why don't you [try it out yourself](#)? Here's a list of some sample stock tickers: **BA** (Boeing Co), **BBBY** (Bed, Bath, and Beyond), **DIS** (Disney), **HD** (Home Depot Inc), **LOW** (Lowe's Companies), and **RL** (Polo Ralph Lauren)

To learn more about our Climate Rating Report, see its [Getting Started Guide](#).